








# 2025 REMAX® vs. THE INDUSTRY

Choose the brand with outstanding agents, leading brand awareness and an unmatched global presence.



VERMONT

## Major, Full-Service Brokerage Brands

	Transaction Sides Per U.S. Agent (Large Brokerages) <sup>1</sup>	U.S. Transaction Sides <sup>2</sup>	U.S. Brand Awareness (Unaided) <sup>3</sup>	Countries & Territories	Offices Worldwide	Agents Worldwide
	11.7	597,770	36.4%	110+	8,735	146,627
	5.7	828,875	14.5%	60	1,000	165,000
	5.5	460,374	21.2%	45	2,900	96,300
	5.4	350,119	1.6%	27	N/A	85,000
	5.4	117,860	3.3%	84	1,100	26,100
	5.0	219,329	30.9%	79	11,000	130,200
	4.5	19,683	0.1%	1	134	4,340

N/A = Data not publicly available.

/// The *greatness* in you.™ ///

This information is not intended as an offer to sell, or the solicitation of an offer to buy, a REMAX franchise. It is for informational purposes only. We or our designated regional franchisor will not offer you a franchise in states or other jurisdictions where registration is required unless and until we or our designated regional franchisor have complied with applicable pre-sale registration requirements in your state (or have been exempted therefrom) and a Franchise Disclosure Document has been delivered to you before the sale in compliance with applicable law. New York residents: This advertisement is not an offering. An offering can only be made by a prospectus filed first with the Department of Law of the State of New York. Such filing does not constitute approval by the Department of Law. Minnesota Reg. No. F-9950. RE/MAX, LLC and RE/MAX Integrated Regions, LLC 5075 S. Syracuse Street, Denver, CO 80237, 1.303.770.5531. ©2025 RE/MAX, LLC. Each Office Independently Owned and Operated.

Data is full-year or as of year-end 2024, as applicable. Except as noted, Coldwell Banker, Century 21 and Sotheby's data is as reported by Anywhere Real Estate Corporation on SEC 10-K, Annual Report for 2024; data for all other competitors is from company websites and industry reports. <sup>1</sup>Unless otherwise noted, U.S. transaction sides per agent are calculated from the T3 Sixty 2025 Real Estate Almanac, citing 2024 transaction sides and agent counts, some of which are estimated by T3 Sixty. For the following competitors, averages were calculated by REMAX based on the 2025 RISMedia Power Broker Top 1000 data, citing 2024 totals for residential transaction sides and agents for the 1,000 largest participating U.S. brokerages based on sales volume: William Raveis. <sup>2</sup>The transaction totals of some brands include a small number of commercial sides, in addition to residential sides. <sup>3</sup>MMR Strategy Group study of unaided awareness among buyers, sellers, and those planning to buy or sell; asked, when they think of real estate brands, which ones come to mind? ©2025 REMAX, LLC. Each Office Independently Owned and Operated. 25\_311